


Writing Practice (3) -- Pre-task

Read about Monster Terri. What does Terri look like? Fill in the key words about his features.

①	size	tall ②		
		thin ③		
Terri the Monster	body parts		short	hair
		1	big	eye
		1	big	mouth
		2	small	ears
		4	long	arms
		3	long	legs



1. This is Terri.
2. He is tall.
3. He is thin.
4. He has short hair.
5. He has a big eye.
6. He has a big mouth.
7. He has two small ears.
8. He has four long arms.
9. He has three long legs.

Size

Body parts

Top 上

Bottom 下

Name : Mui Tsz Tung (22)

Class : P.1 (B)

(1) Now think about your monster. How does your monster look like?
Choose the key features.

size

fat / thin

tall / short

body parts

big long small short

hair nose(s) arm(s) leg(s) eye(s) mouth(s) hand(s) foot/feet ear(s)

(Name) <u>Coco</u> the Monster She	size	is	tall / short	*please circle	
	size	is	thin / fat	*please circle	
	(has) body parts			long / short	hair ✓
		1		big / small	eye / eyes ✓
		1		big / small	*ear / ears ✓
		1		big / small	*mouth / mouths ✓
		2		small	horns ✓
3		long	legs ✓		
1		short	arm ✓		

(2) Draw your monster. Write his / her name in the blank.
Write at least 7 sentences to describe your monster.



Name : Mui Tsz Tung (22)

Class : P.1 (B)

Writing Intentions	Very Good		Can do better	
	A	B	C	D
1. Choose some interesting features to describe the monster and write in spatial ordering (Top → Bottom). 能選出有趣的特徵去描述怪物及從上而下描述身體部份。	✓			
2. Use "is / has" correctly. 正確使用 "is/has"	✓			
3. Use appropriate adjectives (eg. long, short). 適當運用形容詞	✓			
4. Add 's' to plural nouns (eg. big eyes) 可數複數名詞後加's' Use "a" before singular nouns (e.g. a big eye) 可數單數名詞前用'a'	✓			
5. Use correct punctuations. •Capitalize the first letter of a sentence. 以大階書寫句首第一字母 •Full stop at the end of a sentence. 於句子末用'	✓			

(3) Describe the monster.

1. This is Coco
2. She is tall
3. She is thin
4. She has long hair. ✓
5. She has a big eye. ✓
6. She has a small ear. ✓
7. She has a big mouth. ✓
8. She has two small horns. ✓
9. She has three long legs. ✓

Size

Body parts

Top 上


Bottom 下

Corrections

Writing Practice (3) -- Pre-task

Read about Monster Terri. What does Terri look like? Fill in the key words about his features.

①	size	tall ②		
		thin ③		
Terri the Monster	body parts		short	hair
		1	big	eye
		1	big	mouth
		2	small	ears
		4	long	arms
		3	long	legs



1. This is Terri.

2. He is tall.

3. He is thin.

4. He has short hair.

5. He has a big eye.

6. He has a big mouth.

7. He has two small ears.

8. He has four long arms.

9. He has three long legs.

Body parts

Top 上



Bottom 下

(1) Now think about your monster. How does your monster look like?
Choose the key features.

size

fat / thin

tall / short

body parts

big long small short

hair eye(s) ear(s)
nose(s) mouth(s)
arm(s) hand(s)
leg(s) foot/feet

(Name) <u>Fly rabbit</u> the Monster	size	<u>tall</u> / short *please <u>circle</u>	
		<u>thin</u> / fat *please <u>circle</u>	
	body parts	long / <u>short</u>	hair <input checked="" type="checkbox"/>
		9 big / <u>small</u>	*eye / <u>eyes</u> <input checked="" type="checkbox"/>
		2 <u>big</u> / small	*ear / <u>ears</u> <input checked="" type="checkbox"/>
		2 <u>big</u> / small	*mouth / <u>mouths</u> <input checked="" type="checkbox"/>
		4 long / <u>short</u>	*arm / <u>arms</u> <input checked="" type="checkbox"/>
4 <u>long</u> / short	*leg / <u>legs</u> <input checked="" type="checkbox"/>		

(2) Draw your monster. Write his / her name in the blank.
Write at least 7 sentences to describe your monster.



Writing Intentions	Very Good		Can do better	
	A	B	C	D
1. Choose some interesting features to describe the monster and write in spatial ordering (Top → Bottom). 能選出有趣的特徵去描述怪物及從上而下描述身體部份。	✓			
2. Use "is / has" correctly. 正確使用"is/has"	✓	!		
3. Use appropriate adjectives (eg. long, short). 適當運用形容詞	✓			
4. Add 's' to plural nouns (eg. big eyes) 可數複數名詞後加's' Use "a" before singular nouns (e.g. a big eye) 可數單數名詞前用'a'	✓			
5. Use correct punctuations. •Capitalize the first letter of a sentence. 以大階書寫句首第一字母 •Full stop at the end of a sentence. 於句子末用'.'	✓			

(3) Describe the monster.

1. This is Flyrabbit

2. He / She is tall

3. She is thin } **Size**

4. She has short hair.

5. She has nine small eyes.


6. She has two big ears.

7. She has two big mouths.

8. She has four short arms.

Corrections


9. She has four long legs.



Writing Practice (3) -- Pre-task

Read about Monster Terri. What does Terri look like? Fill in the key words about his features.

①	size	tall ②		
		thin ③		
Terri the Monster	body parts		short	hair
		1	big	eye
		1	big	mouth
		2	small	ears
		4	long	arms
		3	long	legs



1. This is Terri.
2. He is tall.
3. He is thin.
4. He has short hair.
5. He has a big eye.
6. He has a big mouth.
7. He has two small ears.
8. He has four long arms.
9. He has three long legs.

Size

Body parts

Top 上



Bottom 下



Name : _____ ()

Class : P.1 ()

(1) Now think about your monster. How does your monster look like?
Choose the key features.

size

fat / thin

tall / short

body parts

big long small short

hair nose(s) arm(s) leg(s) eye(s) mouth(s) hand(s) foot/feet ear(s)

(Name) <u>Mike</u> the Monster	size	thin / fat ✓ tall / short ✓ *please circle
		thin / <u>fat</u> ✓ *please circle
	body parts	long / short ✓ hair
		1 ✓ <u>big</u> / small ✓ *eye / <u>eyes</u> ✓
		4 ✓ <u>big</u> / <u>small</u> ✓ *ear / <u>ears</u> ✓
		1 ✓ <u>big</u> / <u>small</u> ✓ * <u>mouth</u> / mouths ✓
		2 ✓ long ✓ legs ✓
		2 ✓ <u>big</u> ✓ horns ✓
1 ✓ <u>small</u> ✓ nose ✓		

(2) Draw your monster. Write his / her name in the blank.
Write at least 7 sentences to describe your monster.



Writing Intentions	Very Good		Can do better	
	A	B	C	D
1. Choose some interesting features to describe the monster and write in spatial ordering (Top → Bottom). 能選出有趣的特徵去描述怪物及從上而下描述身體部份。	✓			
2. Use "is / has" correctly. 正確使用"is/has"	✓			
3. Use appropriate adjectives (eg. long, short). 適當運用形容詞	✓			
4. Add 's' to plural nouns (eg. big eyes) 可數複數名詞後加's' Use "a" before singular nouns (e.g. a big eye) 可數單數名詞前用'a'	✓			
5. Use correct punctuations. •Capitalize the first letter of a sentence. 以大階書寫句首第一字母 •Full stop at the end of a sentence. 於句子末用'.'	✓			

(3) Describe the monster.

- ① This is Mike
2. He is tall
3. He is fat
4. He has short hair. ✓
5. He has a big eye. ✓
6. He has four small ears. ✓
7. He has a small mouth. ✓
8. He has two long legs. ✓
9. He has two big horns. ✓

Size

Body parts

Top 上


Bottom 下

Corrections

Writing Practice (3) -- Pre-task

Read about Monster Terri. What does Terri look like? Fill in the key words about his features.

1 Terri the Monster	size	tall 2			
		thin 3			
	body parts		short	hair	
		1	big	eye	
		1	big	mouth	
		2	small	ears	
		4	long	arms	
3	long	legs			



1. This is Terri .

2. He is tall .

3. He is thin .

Size

4. He has short hair .

5. He has a big eye .

6. He has a big mouth.

7. He has two small ears .

8. He has four long arms .

9. He has three long legs .

Body parts

Top 上

Bottom 下



Name : LI Tsam Yuet

(18)

Class : P.1 (18)

(1) Now think about your monster. How does your monster look like?
Choose the key features.

size

fat / thin

tall / short


body parts

big long small short

hair nose(s) arm(s) leg(s) eye(s) mouth(s) hand(s) foot/feet ear(s)

	size	tall / short	*please circle
		thin / fat	*please circle
(Name) <u>Bobo</u> the Monster <u>(HE)</u>	body parts	long/short	hair
		1 big/small	*eye / eyes
		4 big/small	*ear / ears
		1 big/small	*mouth / mouths
		2 long/short	*arm / arms
		2 long/short	*leg / legs

(2) Draw your monster. Write his / her name in the blank.
Write at least 7 sentences to describe your monster.



Name : _____ () Class : P.1 ()

Writing Intentions	Very Good ↔ Can do better			
	A	B	C	D
1. Choose some interesting features to describe the monster and write in spatial ordering (Top → Bottom). 能選出有趣的特徵去描述怪物及從上而下描述身體部份。	✓			
2. Use "is / has" correctly. 正確使用"is/has"	✓			
3. Use appropriate adjectives (eg. long, short). 適當運用形容詞	✓			
4. Add 's' to plural nouns (eg. big eyes) 可數複數名詞後加's' Use "a" before singular nouns (e.g. a big eye) 可數單數名詞前用'a'	✓			
5. Use correct punctuations. •Capitalize the first letter of a sentence. 以大階書寫句首第一字母 •Full stop at the end of a sentence. 於句子末用'.'	✓			

(3) Describe the monster.

1. This is Bobo
 2. He / She is Short
 3. He is fat } Size
 4. He has short hair.
 5. He has a big eye.
 6. He has four big ears.
 7. He has a small mouth.
- Body parts

Top 上

↓


Bottom 下

Corrections

Writing Practice (3) -- Pre-task

Read about Monster Terri. What does Terri look like? Fill in the key words about his features.

①	size	tall ②		
		thin ③		
Terri the Monster	body parts		short	hair
		1	big	eye
		1	big	mouth
		2	small	ears
		4	long	arms
		3	long	legs



1. This is Terri.
2. He is tall.
3. He is thin.
4. He has short hair.
5. He has a big eye.
6. He has a big mouth.
7. He has two small ears.
8. He has four long arms.
9. He has three long legs.

Body parts

Top 上



Bottom 下



Name : Seto Chung Kiu

(24)

Class : P.1 (B)

(1) Now think about your monster. How does ^{your} you monster look like?
Choose the key features.

size

fat / thin

tall / short

body parts


big long small short

hair nose(s) arm(s) leg(s) eye(s) mouth(s) hand(s) foot/feet ear(s)

horn(s) tail(s)

(Name) <u>Peter</u> the Monster	size	tall / <u>short</u>	*please <u>circle</u>
		thin / <u>fat</u>	*please <u>circle</u>
	body parts	<u>3</u> long/short	hair
		<u>3</u> big/small	*eye <u>eyes</u> ✓
		<u>1</u> big/small	*ear <u>ears</u> ✓
		<u>2</u> big/small	*mouth <u>mouths</u> ✓
		<u>4</u> long/short	*arm <u>arms</u> ✓
<u>2</u> long/short	*leg <u>legs</u> ✓		

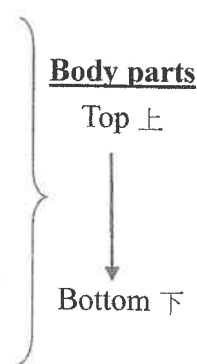
(2) Draw your monster. Write his / her name in the blank. *Colour your monster*
Write at least 7 sentences to describe your monster.



Writing Intentions	Very Good ↔ Can do better			
	A	B	C	D
1. Choose some interesting features to describe the monster and write in spatial ordering (Top → Bottom). 能選出有趣的特徵去描述怪物及從上而下描述身體部份。	✓			
2. Use "is / has" correctly. 正確使用"is/has"	✓			
3. Use appropriate adjectives (eg. long, short). 適當運用形容詞	✓			
4. Add 's' to plural nouns (eg. big eyes) 可數複數名詞後加's' Use "a" before singular nouns (e.g. a big eye) 可數單數名詞前用'a'	✓			
5. Use correct punctuations. •Capitalize the first letter of a sentence. 以大階書寫句首第一字母 •Full stop at the end of a sentence. 於句子末用'	✓			


(3) Describe the monster.

1. This is Peter
2. He / She is short
3. He is fat **Size**
4. He has long hair. ✓
5. He has three small eyes. ✓
6. He has two big mouths. ✓
7. He has four short arms. ✓
8. He has two short legs. ✓



Corrections

(2) Draw your monster. Write his / her name in the blank.
Write at least 7 sentences to describe your monster.



(3) Describe the monster.

1. This is GoGo
2. He / She is tall
3. She is fat
4. She has long hair
5. She has a big eye.
6. She has a big mouth.
7. She has two small ears.

Size

Body parts


Top 上

Bottom 下



Well done!

(2) Draw your monster. Write his / her name in the blank.
Write at least 7 sentences to describe your monster.



(3) Describe the monster.

1. This is Big Big
2. He / She is thin
3. He is tall
4. He has short hair
5. He has three small eyes
6. He has two big ears
7. He has a big mouth

Size


Body parts

Top 上



Bottom 下

(2) Draw your monster. Write his / her name in the blank.
Write at least 7 sentences to describe your monster.



(3) Describe the monster.

1. This is Be Be

2. He / She is short

3. She is fat } **Size**

4. She has long hair

5. She has three big eyes

6. She has four small ears

7. She has a big mouth

Body parts


Top 上

Bottom 下



Well done!

(2) Draw your monster. Write his / her name in the blank.
Write at least 7 sentences to describe your monster.



(3) Describe the monster.

1. This is Peter ✓

2. (He) / She is tall ✓

3. He is fat ✓ } **Size**

4. He has three big eyes ✓

5. He has four small ears ✓

6. He has two big mouths ✓

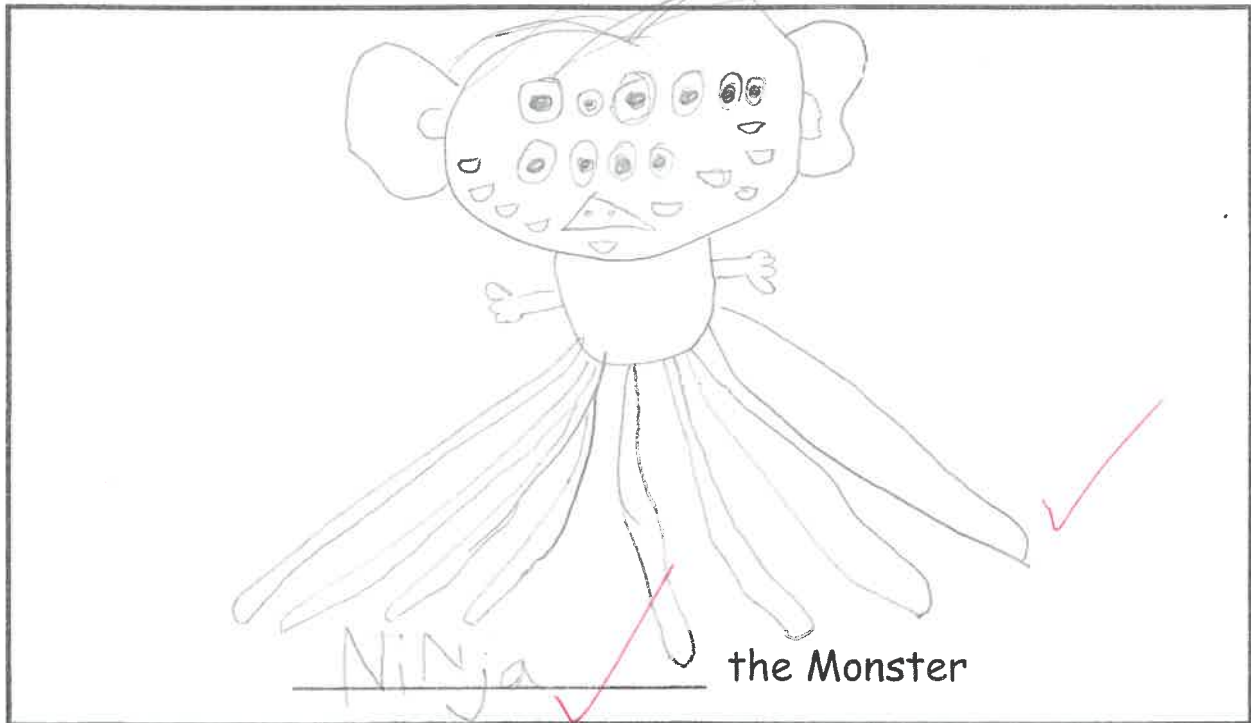
7. He has four long arms ✓

Body parts

Top 上

Bottom 下

- (2) Draw your monster. Write his / her name in the blank.
Write at least 7 sentences to describe your monster.



- (3) Describe the monster.

1. This is Ninja

2. He is tall

3. He is fat

Size

4. He has short hair.

5. He has ten big eyes.

6. He has two big ears.

7. He has one big Nose.

8. He has two short arms.

9. He has eight long legs.

Body parts

Top 上

Bottom 下

Excellent!
I like your work! 😊

(2) Draw your monster. Write his / her name in the blank.
 Write at least 7 sentences to describe your monster.



Lala the Monster

• Full stop at the end of a sentence. 於句子末用“.”

(3) Describe the monster.

- 1. This is Lala
- 2. She is short
- 3. She is fat

Size

- 4. She has short hair
- 5. She has a big eye
- 6. She has two big ears
- 7. She has a small mouth
- 8. She has two long arms
- 9. She has two short legs

Body parts

Top 上




Bottom 下

Corrections

Well done! 😊

- (2) Draw your monster. Write his / her name in the blank.
Write at least 7 sentences to describe your monster.



- (3) Describe the monster.

1. This is BoBo
2. She is short
3. She is fat
4. She has long hair.
5. She has two small eyes.
6. She has three big ears.
7. She has a big nose.
8. She has three long arms.
9. She has a short leg.

Size


Body parts

Top 上

Bottom 下

Well done!

1D Ding Yixiang, Ryan



This is Niska.

He is fat.

He is tall.

He has four small eyes.

He has a big mouth.

He has two long legs.

He has a long tail.

1D Ho Ka Wun, Hannah



This is Connie

She is short.

She is thin.

She has short hair.

She has a boy eye.

She has two small ears.

She has a small mouth.

She has four small hands.

She has twenty short fingers.

1D Lam Ka Yiu, Molly



This is Rose.

She is tall.

She is fat.

She has short curly hair.

She has three big eyes.

She has two small ears.

She has two small mouths.

She has a long tail.

She has four small feet.

1D Lee Tsz Tung, Circle



This is Mo Mo.

She is tall.

She is fat.

She has five small eyes.

She has a small ear.

She has a small nose.

She has a small mouth.

She has two short arms.

She has two short legs.

1D Li Yat Yee, Sasa



This is Kelly.

She is short.

She is thin.

She has long straight hair.


She has four small eyes.

She has two small ears.

She has a big mouth.

She has short legs.

1D Situ Chun Hin, Kingsley



This is Jack.

He is short.

He is fat.

He has two horns.

He has three big eyes.


He has two small ears.

He has a big mouth.

He has short hair.

He has a short tail.

1D Song Renjie, Jason



This is Jerri.

He is short.

He is fat.

He has short horns.

He has short hair.


He has three big eyes.

He has a big mouth.

He has six long arms.

He has a long tail.

1D Yau Ching Tong, Thomas



This is Teddy Bear.

He is short.

He is fat.

He has small ears.

He has a big mouth.

He has big body.

He has two short arms.

He has two short legs.

He is scary.

Name : _____ () Class : P.1 ()

(1) Now think about your monster. How does your monster look like?
Choose the key features.

size

fat / thin

tall / short


body parts

big small
long short

hair eye(s) ear(s)
nose(s) mouth(s)
arm(s) hand(s)
leg(s) foot/feet

(Name) <u>Mr Rainbow</u> the Monster	size	tall / <u>short</u>	*please <u>circle</u>	
		thin / <u>fat</u>	*please <u>circle</u>	
	body parts		<u>long/short</u>	hair ✓
		1	<u>big/small</u>	* <u>eye</u> /eyes ✓
		1	<u>big/small</u>	* <u>ear</u> /ears ✓
		1	<u>big/small</u>	* <u>mouth</u> /mouths ✓
		2	long	horns ✓
10	small	teeth ✓		
2	short	arms ✓		

(2) Draw your monster. Write his / her name in the blank.
Write at least 7 sentences to describe your monster.



Writing Intentions	Very Good		Can do better	
	A	B	C	D
1. <u>Choose</u> some interesting features to describe the monster and write in <u>spatial ordering</u> (Top → Bottom). 能選出有趣的特徵去描述怪物及從上而下描述身體部份。	✓			
2. Use "is / has" correctly. 正確使用"is/has"	✓			
3. Use appropriate adjectives (eg. long, short). 適當運用形容詞	✓			
4. Add 's' to plural nouns (eg. big eyes) 可數複數名詞後加's' Use "a" before singular nouns (e.g. a big eye) 可數單數名詞前用'a'	✓			
5. Use correct punctuations. •Capitalize the first letter of a sentence. 以大階書寫句首第一字母 •Full stop at the end of a sentence. 於句子末用'.'	✓			

(3) Describe the monster.

1. This is Rainbow
2. He is short
3. He is fat
4. He has two long horns.
5. He has one big eye.
6. He has one small ear.
7. He has one big mouth.
8. He has ten small teeth.
9. He has two short arms.

Size

Body parts


Top 上

Bottom 下

Corrections

Seen 

26 JAN 2021



Excellent!

Name : _____ () Class : P.1 ()

(1) Now think about your monster. How does your monster look like?
Choose the key features.

size

fat / thin

tall / short

body parts

big small
long short

hair eye(s) ear(s)
nose(s) mouth(s)
arm(s) hand(s)
leg(s) foot/feet

(Name) <u>Aliens</u> the Monster	size	tall / <u>short</u>	*please <u>circle</u>	
		thin / <u>fat</u>	*please <u>circle</u>	
	body parts	<u>3</u>	long/ <u>short</u>	hair
		<u>2</u>	<u>big</u> /small	*eye / <u>eyes</u>
<u>1</u>		<u>big</u> /small	* <u>mouth</u> / mouths	

How many?

(2) Draw your monster. Write his / her name in the blank.
Write at least 7 sentences to describe your monster.

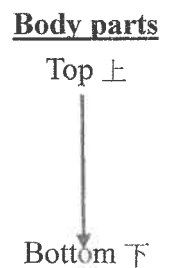


Writing Intentions	Very Good		Can do better	
	A	B	C	D
1. Choose some interesting features to describe the monster and write in spatial ordering (Top → Bottom). 能選出有趣的特徵去描述怪物及從上而下描述身體部份。	✓			
2. Use "is / has" correctly. 正確使用"is/has"	✓			
3. Use appropriate adjectives (eg. long, short). 適當運用形容詞	✓			
4. Add 's' to plural nouns (eg. big eyes) 可數複數名詞後加's' Use "a" before singular nouns (e.g. a big eye) 可數單數名詞前用'a'	✓			
5. Use correct punctuations. •Capitalize the first letter of a sentence. 以大階書寫句首第一字母 •Full stop at the end of a sentence. 於句子末用'.'	✓			

(3) Describe the monster.

1. This is Aliens
2. He is short } Size
3. He is fat }
4. He has short hair. ✓
5. He has three big eyes. ✓
6. He has a big mouth. ✓
7. He has two big ears. ✓
8. He has two long arms. ✓
9. He has three short legs. ✓

Good work!



Corrections



Seen 26 JAN 2021

(1) Now think about your monster. How does your monster look like?

Choose the key features.

size	fat / thin	tall / short
body parts	big small	long short

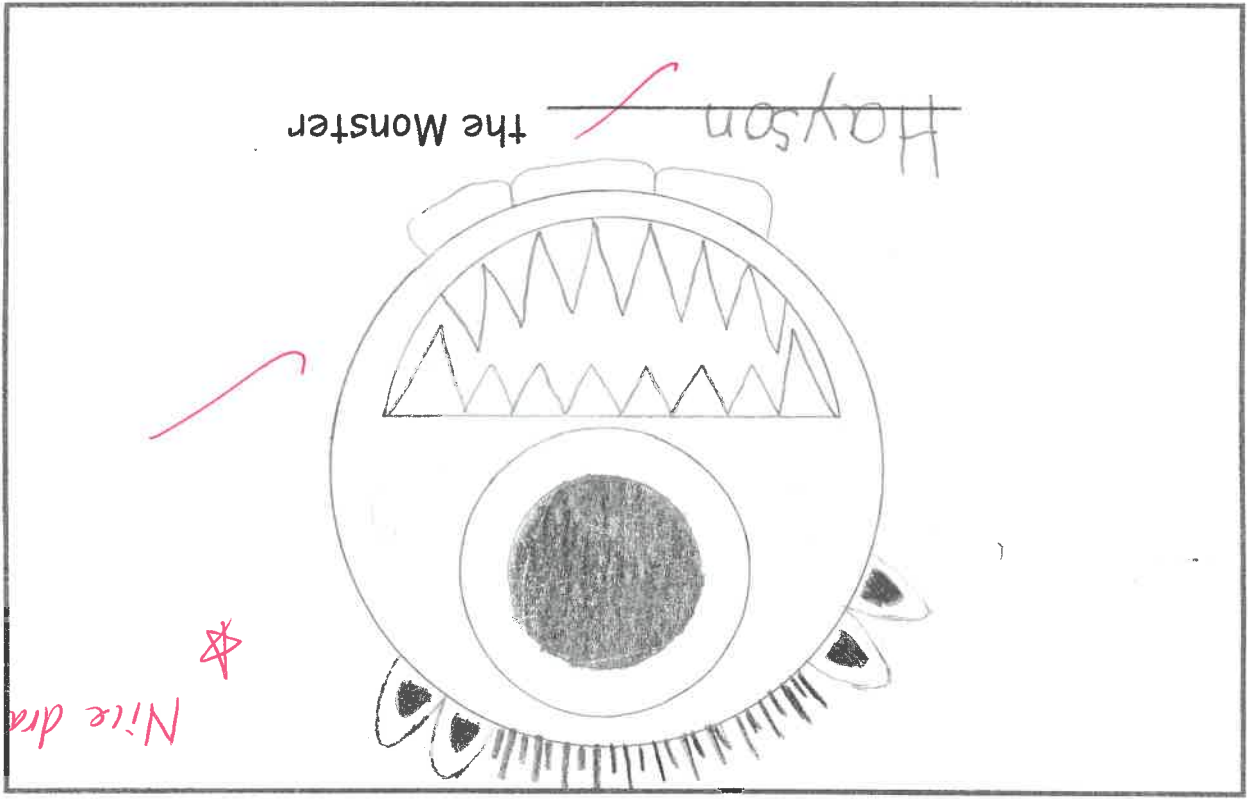
hair
eye(s) ear(s)
nose(s) mouth(s)
arm(s) hand(s)
leg(s) foot/feet

tall / short

size	tall / short	*please circle
	thin / fat	*please circle
body parts	long / short	hair
	big / small	*eye / eyes
	big / small	*ear / ears
	big / small	*mouth / mouths
	long / short	*arm / arms
	long / short	*leg / legs

(2) Draw your monster. Write his / her name in the blank.

Write at least 7 sentences to describe your monster.



5.

Corrections

26 JAN 2021

Scanned



Body parts
↑
Top 上
Bottom 下

1. This is Hayson
2. ~~He~~/She is Short
3. He is fat
4. He has short hair.
5. He has ^a big eye.
6. He has four long arms.
7. He has three short legs.

(3) Describe the monster.

Writing Intentions			
Very Good	Good	Can do better	
A	B	C	D
1. Choose some interesting features to describe the monster and write in spatial ordering (Top → Bottom). 能選出有趣的特徵去描述怪物及從上而下描述身體部份。			
2. Use "is / has" correctly. 正確使用 "is/has"			
3. Use appropriate adjectives (eg. long, short). 適當運用形容詞			
4. Add 's' to plural nouns (eg. big eyes) 可數複數名詞後加 's' Use "a" before singular nouns (eg. a big eye) 可數單數名詞前用 'a'			
5. Use correct punctuation. • Capitalize the first letter of a sentence. 以大楷書寫句首第一字母 • Full stop at the end of a sentence. 於句子末用 "			

FMB Chun Lei Primary School 1st Term
Primary 1 Writing Practice(3) My Monster (24)
Name : _____
Class : P.1 (A)

A